




M*A*S*H

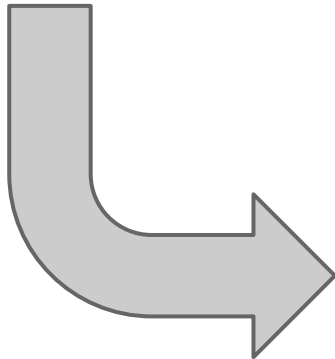
Mapping Activity of Student Health

Chris Gauthier
Andrew Orr
Rodya Perez
Kristina Manvelian
Jonathan Castelo

The Beginning




The End




The Big Picture



Navigation
Tools



Landmarks




Communic
ation




Signs




Map




Entrance




Locations




Info:
General



Info:
Specific



Spatial
Cues



Info:
Impressions

Finding Group 2

User 5	User 6	User 8	User 9	User 4	ABSTRACT STEP	ALTERNATIVE STEP
Looks Around	Sees sign on west wall	Looks at sign on west wall	Looks at east wall	Looks at sign on west wall	Looks around	Ask someone Look at amp
-	-	Walks down west hallway	Looks down west hall	-	Wanders aimlessly	Ask someone Look at amp
Walks to nurse at urgent care booth	-	-	-	-	Finds a person	-
Asks nurse	-	Asks a doctor	-	-	Ask someone	
-	Sees group 2 sign on west wall hallway	-	Sees group 2 sign on the wall	-	Spots sign on wall	-
-	Continues walking towards group 2 sign	-	Walks to group 2 sign	Walks towards west wall & turns the corner	Follows directions using signs	-
Goes where directed	Arrives	Goes where directed	Arrives	-	Task Completed	-

Consolidated Design Ideas

Information Booth	Urgent Care Slip	Lobby	Large Signs
<ul style="list-style-type: none">• Have it open• Better training for information person• Place a map	<ul style="list-style-type: none">• Digitize	<ul style="list-style-type: none">• Keep three computers at two seated desks & one squished together• Take off irrelevant posters	<ul style="list-style-type: none">• Triangle• Arrows and symbols• Signs for bathrooms, groups, insurance, and optometry
Big Wall Sign	Group Colors	Map	Carpet & Poles
<ul style="list-style-type: none">• For East & West entrance	<ul style="list-style-type: none">• Group 1 = Blue• G 2 = Green• G 3 = Orange	<ul style="list-style-type: none">• Make one for East side	<ul style="list-style-type: none">• Color coded lines
Entrance Sign			
<ul style="list-style-type: none">• Make one for both East & West entrances			